



### District Report Card: 2017


<b>State:</b> Sikkim	<b>District:</b> West Sikkim
<b>Class:</b> 8	<b>Subject:</b> Mathematics
<b>Schools:</b> 63	<b>Students:</b> 1402


### Participation/Coverage


#### Students

<div>GENDER</div> <div></div>	Boys		Girls	
	Number	%	Number	%
	660	47.08	742	52.92

<div>AREA</div> <div></div>	Rural		Urban	
	Number	%	Number	%
	1344	95.86	58	4.14

<div>CATEGORY</div> <div></div>	SC		ST		OBC		GEN	
	Number	%	Number	%	Number	%	Number	%
	96	6.85	629	44.86	531	37.87	146	10.41

<div>CWSN</div> <div></div>	LD	VI	HI	S&LD	ID	Oth
	1	3	1	2	8	23

<div>Management</div> <div></div>	Government		Government-aided	
	Number	%	Number	%
	1376	98.15	26	1.85

### Average Performance of Students in Mathematics (%)

Overall	Gender		Area		Management		Social Group			
	Male	Female	Rural	Urban	Govt.	Aided	SC	ST	OBC	GEN
29.56	29.92	29.24	29.77	24.71	29.51	32.05	28.82	29.94	28.91	30.73

## Performance on Learning Outcomes (LOs)

Learning Outcomes	Description	Average Performance(%)
M601	Solves problems involving large numbers by applying appropriate operations	25.22
M606	Solves problems on daily life situations involving addition and subtraction of fractions / decimals	22.30
M620	Finds out the perimeter and area of rectangular objects in the surroundings like floor of the class room, surfaces of a chalk box etc.	24.57
M621	Arranges given/collected information in the form of table, pictograph and bar graph and interprets them	19.53
M702	Interprets the division and multiplication of fractions	27.25
M705	Solves problems related to daily life situations involving rational numbers	24.68
M706	Uses exponential form of numbers to simplify problems involving multiplication and division of large numbers	23.04
M707	Adds/subtracts algebraic expressions	32.38
M710	Solves problems related to conversion of percentage to fraction and decimal and vice versa	21.51
M717	Finds out approximate area of closed shapes by using unit square grid/graph sheet	28.43
M719	Finds various representative values for simple data from her/his daily life contexts like mean, median and mode	44.92
M721	Interprets data using bar graph	37.99
M801	Generalizes properties of addition, subtraction, multiplication and division of rational numbers through patterns	21.09
M802	Finds rational numbers between two given rational numbers	27.37
M803	Proves divisibility rules of 2, 3, 4, 5, 6, 9 and 11	38.92
M804	Finds squares, cubes, square roots and cube roots of numbers using different methods	25.42
M808	Uses various algebraic identities in solving problems of daily life	39.11
M812	Verifies properties of parallelogram and establishes the relationship between them through reasoning	26.10
M818	Finds surface area and volume of cuboidal and cylindrical object	28.21
M819	Draws and interprets bar charts and pie charts	36.66

### Range of Performance of Students who Answered Correctly

Below 30%		30% - 50%		50% - 75%		Above 75%	
Number	%	Number	%	Number	%	Number	%
763	54.42	552	39.37	76	5.42	11	0.78

## Lowest Performing Learning Outcomes (LOs)

- 1 - Arranges given/collected information in the form of table, pictograph and bar graph and interprets them (19.53)
- 2 - Generalizes properties of addition, subtraction, multiplication and division of rational numbers through patterns (21.09)
- 3 - Solves problems related to conversion of percentage to fraction and decimal and vice versa (21.51)

- 4 - Solves problems on daily life situations involving addition and subtraction of fractions / decimals (22.30)
- 5 - Uses exponential form of numbers to simplify problems involving multiplication and division of large numbers (23.04)